

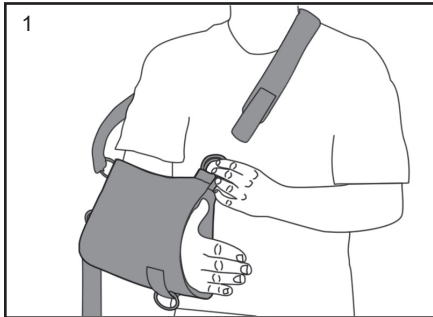
# Shoulder Immobilizing Sling

501

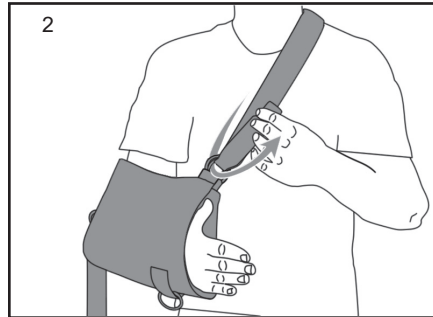
**Warnings and Instructions: Review carefully, proper application is required**

**⚠ Warning:** This device will not prevent or eliminate risk of injury. Do Not Overtighten. If swelling, pain, skin irritation, or an unusual reaction occurs, discontinue use immediately and consult your medical professional.

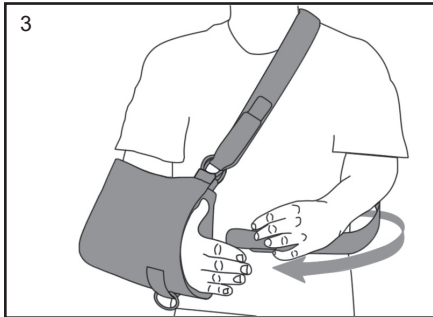
Care: Hand wash using mild soap. Rinse thoroughly. Air dry only. Do not tumble dry. For single patient use only.



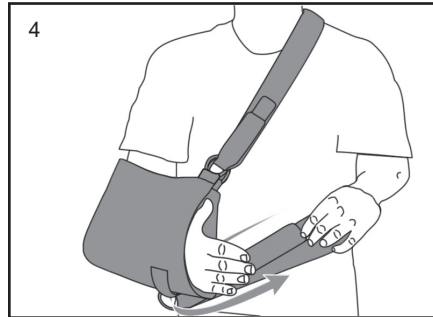
1. Place arm in sling.  
Pull rings together.



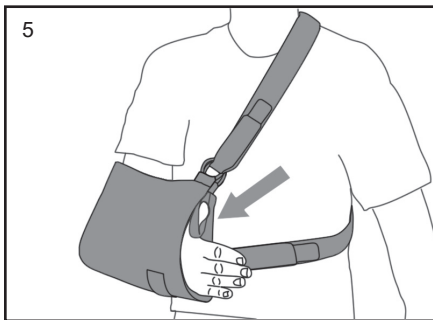
2. Pull the shoulder strap, through the double rings and secure.



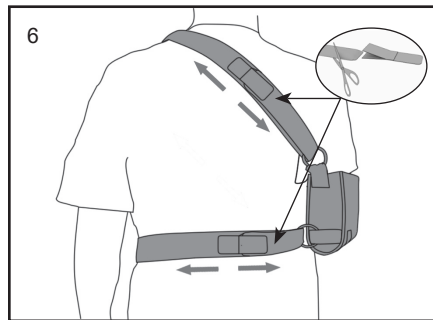
3. Bring waist strap around back.



4. Pull waist strap through the ring at the underside front of the sling and secure.



5. Place thumb in thumb strap for comfort.



6. Adjust shoulder and waist straps as needed to ensure a comfortable and functional fit. If necessary, remove alligator hooks to trim straps to desired lengths and replace.



© 2017 Weber Orthopedics Inc.  
DBA Hely & Weber all rights reserved

Rev F 8/25

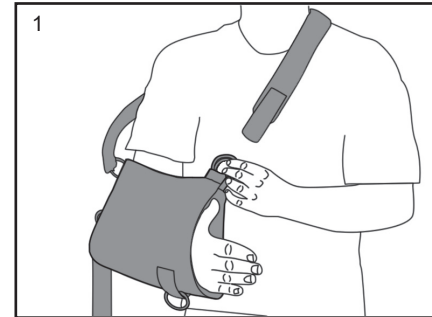
# Shoulder Immobilizing Sling

501

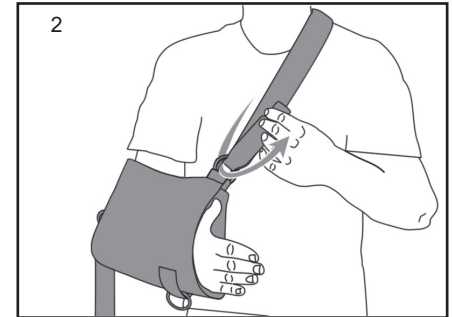
**Warnings and Instructions: Review carefully, proper application is required**

**⚠ Warning:** This device will not prevent or eliminate risk of injury. Do Not Overtighten. If swelling, pain, skin irritation, or an unusual reaction occurs, discontinue use immediately and consult your medical professional.

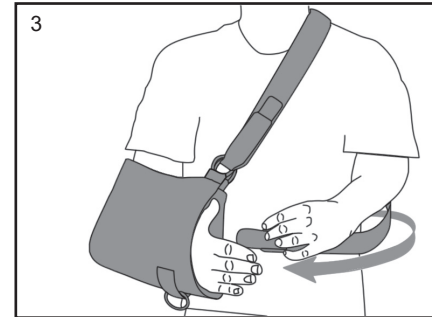
Care: Hand wash using mild soap. Rinse thoroughly. Air dry only. Do not tumble dry. For single patient use only.



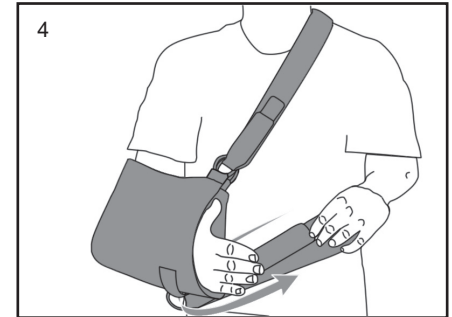
1. Place arm in sling.  
Pull rings together.



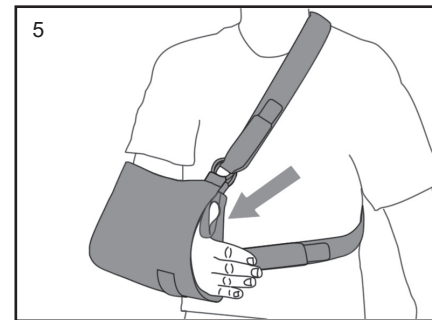
2. Pull the shoulder strap, through the double rings and secure.



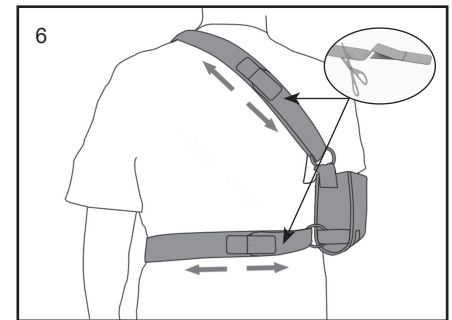
3. Bring waist strap around back.



4. Pull waist strap through the ring at the underside front of the sling and secure.



5. Place thumb in thumb strap for comfort.



6. Adjust shoulder and waist straps as needed to ensure a comfortable and functional fit. If necessary, remove alligator hooks to trim straps to desired lengths and replace.



© 2017 Weber Orthopedics Inc.  
DBA Hely & Weber all rights reserved

Rev F 8/25